


ARCHITECTURAL WIRE MESH

DIRECT METALS



We manufacture in accordance with NAAMM Standards

ISO 9001:2015 CERTIFIED



DMSJD-1

29.68" repeat in 'A' direction
.125" repeat in 'B' direction

MESH CATEGORY	Fine
% OPEN AREA	52.3%
WEIGHT	1.127 lbs/sq ft
CRIMP STYLE	SJD
MAXIMUM "A" DIMENSION	1200"
MAXIMUM "B" DIMENSION	120"
OPENING LIMITATION**	0.071"
OVERALL THICKNESS	0.108"
ASPECT RATIO	Variable
AVAILABLE ALLOYS	Stainless

**Maximum sphere diameter which will pass through opening

Product specifications are subject to change. Measurements and data are approximate and should be confirmed with a physical sample.

CORPORATE - 3775 Cobb International Blvd. • Kennesaw, GA 30152-4390 • P: 800.711.4939

CHICAGO LOCATION - 3380 Grand Avenue • Waukegan, IL 60085 • P: 847.599.0233

info@directmetals.com • www.directmetals.com

DMSJD-1

.125" repeat in 'A' direction.
29.68" repeat in 'B' direction.





Image shown at approximately 30% scale

DMSJD-1 29.68" repeat in 'A' direction.
.125" repeat in 'B' direction.



← | A | →

↑
| B |
↓